















Team Results

Rank	Name	NOC Code													SJ Pen	Total			
			D	Total Rk.	D	Total Rk.	D	Total Rk.	D	Total Rk.	D	Total Rk.	D	Total Rk.					
			E	Pen.	E	Pen.	E	Pen.	E	Pen.	E	Pen.	E	Pen.					
1	Ukraine	UKR	40.399		43.032		41.932		44.299		44.166		39.833			253.661 Q			
	KOVTUN Illia				5.5	13.700	30	5.3	13.466	28			6.9	15.266	1	5.9	14.600	1	
					8.200			8.166					8.366			8.700			
	VERNIAIEV Oleg		5.6	13.733	29	6.6	15.166	1	5.5	14.033	14	5.6	14.666	7	6.3	14.200	17		
			8.433	0.300		8.566			8.533			9.066			7.900				
	RADIVILOV Igor							6.0	14.433	12	5.6	14.833	4						
								8.433			9.233								
	CHEPURNYI Nazar		5.3	13.566	41				5.6	14.800	5	6.3	14.700	3	4.2	12.600	74		
			8.266						9.200			8.400			8.400				
	STELMAKH Radomyr		5.7	13.100	70	6.0	14.166	12							5.3	12.633	73		
			7.400			8.166									7.333				
2	Great Britain	GBR	42.133		40.132		42.666		44.266		41.433		40.398			251.028 Q			
	FRASER Joe							5.3	13.566	22				6.1	13.866	16			
								8.266						7.766					
	HEPWORTH Harry							5.8	14.400	13	5.6	14.633	8						
								8.600			9.033								
	JARMAN Jake		6.3	14.533	3	5.6	13.866	20			6.0	14.933	3	5.6	13.400	48	4.9	13.566	25
			8.333	0.100		8.266					9.033	0.100		7.800			8.666		
	TULLOCH Courtney		5.6	13.800	20	4.6	12.366	79	6.0	14.700	5	5.6	14.700	6	5.6	13.700	32		
			8.200			7.766			8.700			9.100			8.100				
	HALL James		5.8	13.800	21	6.1	13.900	19						6.1	14.333	8	5.4	12.966	54
			8.000			7.800								8.233			7.566		









Team Results

Rank	Name	NOC Code													SJ Pen	Total
			D E	Total Rk. Pen.	D E	Total Rk. Pen.	D E	Total Rk. Pen.	D E	Total Rk. Pen.	D E	Total Rk. Pen.	D E	Total Rk. Pen.		
3	Spain	ESP	42.066		40.266		40.399		42.066		42.999		41.399			249.195 Q
	ABAD Nestor		5.8 7.933	13.733 31	5.0 8.366	13.366 38	5.2 8.600	13.800 16	5.2 9.100	14.300 26		5.2 8.233	13.433 31		68.632	
	DIALLO Thierno				5.9 7.900	13.800 24			5.2 8.966	14.066 42	6.4 8.100	14.500 7			42.366	
	PLATA Joel		5.7 8.400	14.100 7			5.0 8.333	13.333 38			5.8 8.433	14.233 11	6.1 8.366	14.466 4		56.132
	MIR Nicolau		5.5 8.733	14.233 5			4.9 8.366	13.266 43	5.2 8.800	13.700 71	5.8 8.466	14.266 9	5.5 8.000	13.500 28		68.965
	CARRION CARO Daniel				5.0 8.100	13.100 45										13.100
4	Switzerland	SUI	40.198		42.666		39.933		42.733		41.799		41.865			249.194 Q
	BAUMANN Christian						5.3 8.100	13.400 33			6.2 7.800	14.000 23				27.400
	GIUBELLINI Luca		5.3 7.866	13.166 68	5.9 8.000	13.900 18			5.6 9.000	14.600 10						41.666
	GIUBELLINI Matteo		5.5 8.266	13.766 26	6.1 8.500	14.600 5	4.8 8.600	13.400 30	4.8 9.100	13.900 53		5.1 8.566	13.666 20		69.332	
	SEIFERT Noe				5.7 8.466	14.166 11	5.0 8.133	13.133 53			6.3 8.433	14.733 2	6.0 8.166	14.166 8		56.198
	SERHANI Taha		5.5 8.066	13.266 64					5.2 9.133	14.233 33	5.9 7.166	13.066 60	5.9 8.133	14.033 11		54.598









Team Results

Rank	Name	NOC Code													SJ Pen	Total				
			D	Total Rk.	D	Total Rk.	D	Total Rk.	D	Total Rk.	D	Total Rk.	D	Total Rk.						
			E	Pen.	E	Pen.	E	Pen.	E	Pen.	E	Pen.	E	Pen.						
5	Italy	ITA	39.632		41.232		41.966		41.800		42.733		41.799			249.162	Q			
	ABBADINI Yumin		5.5	14.066	10	5.8	14.233	10	5.0	13.700	17	5.2	14.000	45		6.0	14.333	7		
			8.566			8.433			8.700			9.100	0.300			8.333				
	CASALI Lorenzo Minh		5.8	12.900	80	4.7	13.066	47	5.2	13.666	18		5.6	14.033	22					
			7.100			8.366			8.466			8.433								
	LEVANTESI Matteo											5.8	14.200	14	5.8	13.866	15			
									8.400			8.400			8.066					
	LODADIO Marco		4.9	12.666	87				6.2	14.600	9	5.2	13.400	88						
			8.066	0.300					8.400			8.200								
	MACCHIATI Mario					5.7	13.933	16				5.2	14.400	21	6.0	14.500	6	5.0	13.600	23
						8.233						9.200			8.500			8.600		
6	Türkiye	TUR	41.232		37.132		42.865		43.733		40.699		40.432			246.093	Q			
	ASIL Adem		5.5	14.066	10	4.0	11.966	92	6.3	14.933	2	6.0	15.133	1		4.7	13.333	36		
			8.566			7.966			8.633			9.133				8.633				
	KOSAK Mehmet Ayberk		5.5	13.433	49	4.6	12.466	75	6.0	14.466	11									
			8.233	0.300		7.866			8.466											
	KILICER Mert Efe					4.8	12.700	64					5.2	12.933	66					
						7.900							7.733							
	SENER Kerem								5.2	13.466	27	5.2	14.300	26	5.5	13.866	25	4.3	13.066	49
									8.266			9.100			8.366			8.766		
	DODANLI Emre		5.9	13.733	32							5.2	14.300	26	5.2	13.900	24	5.6	14.033	10
			7.833									9.100			8.700			8.433		









Team Results

Rank	Name	NOC Code													SJ Pen	Total	Q
			D E	Total Rk. Pen.	D E	Total Rk. Pen.	D E	Total Rk. Pen.	D E	Total Rk. Pen.	D E	Total Rk. Pen.	D E	Total Rk. Pen.			
7	Israel	ISR	41.799		40.999		40.032		42.533		40.399		40.299			246.061	Q
	DOLGOPYAT Artem		6.4 8.900	15.200 0.100			4.5 8.533	13.033 60	5.2 9.233	14.433 15	5.2 8.366	13.566 34	4.9 8.700	13.600 22		69.832	
	GULIDOV Pavel						5.5 7.933	13.433 29	5.2 9.000	14.200 35	5.0 8.500	13.500 38				41.133	
	LIUBIMOV Ilia		5.0 8.233	13.233 66	5.8 8.466	14.266 8										27.499	
	MYAKININ Alexander				5.7 7.633	13.333 39							5.9 8.433	14.333 6		27.666	
	ZEIDEL Uri		5.4 7.966	13.366 56	5.3 8.100	13.400 37	5.1 8.466	13.566 21	5.2 8.700	13.900 56	5.3 8.033	13.333 51	4.5 7.866	12.366 84		79.931	
8	Cyprus	CYP	41.033		38.732		40.066		42.499		42.566		40.299			245.195	Q
	GEORGIU Ilias		5.1 8.500	13.600 37	5.1 7.400	12.500 73	4.7 8.800	13.500 24	5.2 9.233	14.433 15	5.7 8.500	14.200 13	5.3 8.533	13.833 17		82.066	
	GEORGIU Marios		5.4 8.433	13.533 44	5.7 8.566	14.266 7	4.8 8.433	13.233 45	4.8 9.300	14.100 40	5.8 8.833	14.633 5	5.9 8.600	14.500 3		84.265	
	PILAKOURIS Sokratis						5.5 7.833	13.333 40								13.333	
	CHARI Michalis		5.7 8.200	13.900 15												13.900	
	ANGONAS Georgios				3.4 8.566	11.966 91			4.8 9.166	13.966 46	5.1 8.633	13.733 29	4.9 7.066	11.966 99		51.631	









Team Results

Rank	Name	NOC Code													SJ Pen	Total
			D E	Total Rk. Pen.	D E	Total Rk. Pen.	D E	Total Rk. Pen.	D E	Total Rk. Pen.	D E	Total Rk. Pen.	D E	Total Rk. Pen.		
9	Germany	GER	40.933		38.132		40.599		42.666		41.766		40.999			245.095
	HOERR Carlo						5.0 8.400	13.400 32			5.2 8.600	13.800 27	5.4 7.966	13.366 35		40.566
	BRENDEL Pascal		5.9 7.900	13.800 22	5.4 7.566	12.966 53			5.2 8.733	13.933 51	5.8 7.900	13.700 33	5.4 8.500	13.900 13		68.299
	DUNKEL Nils		5.1 8.133	13.233 67	6.3 6.266	12.566 69	5.5 7.866	13.366 37			6.0 8.266	14.266 10				53.431
	TOBA Andreas				5.5 7.100	12.600 67	5.5 8.333	13.833 15	5.2 9.100	14.300 26			6.0 7.733	13.733 19		54.466
	HOSSEINI Milan		5.7 8.200	13.900 15					5.2 9.233	14.433 15						28.333
10	Finland	FIN	41.265		39.366		39.966		42.366		40.599		41.232			244.794
	KARSIKAS Akseli						4.7 8.566	13.266 42					5.3 8.833	14.133 9		27.399
	KIRMES Oskar		5.4 8.366	13.766 25	5.3 8.466	13.766 25	4.7 8.500	13.200 47			5.0 8.400	13.400 47				54.132
	KIRMES Robert		5.4 8.466	13.766 24	5.4 6.400	11.800 95	5.2 8.300	13.500 25	4.8 9.066	13.866 58	5.6 8.233	13.833 26	5.1 8.366	13.466 30		80.231
	KOSKI Elias		5.4 8.333	13.733 30	5.0 8.800	13.800 23			4.8 9.200	14.000 43	5.3 8.066	13.366 50	4.9 8.733	13.633 21		68.532
	REIMAN Joona								5.6 8.900	14.500 14						14.500









Team Results

Rank	Name	NOC Code													SJ Pen	Total						
			D E	Total Rk. Pen.	D E	Total Rk. Pen.	D E	Total Rk. Pen.	D E	Total Rk. Pen.	D E	Total Rk. Pen.	D E	Total Rk. Pen.								
11	France	FRA	40.832		40.166		39.866		42.366		41.666		39.665			244.561						
	BLIN Alexis				5.3	13.200	41		4.8	13.800	61		5.0	13.266	42		40.266					
	BRECHE Axel		5.0	12.666	88	5.7	13.733	28		5.2	14.166	36		4.6	13.266	39		53.831				
	BERNARD Cameron-Lie		7.866	0.200		8.033							8.966					27.799				
	SALADINO Leo							5.0	13.133	53		6.3	14.666	4				68.666				
	ZONA Jim		5.9	14.100	8	4.9	13.233	40	5.1	13.633	19	5.6	14.400	22	6.1	13.300	52		53.999			
			8.200			8.333		8.533				8.900	0.100	7.200								
			5.3	14.066	9			4.7	13.100	56		5.2	13.700	31	5.5	13.133	47					
			8.766					8.400				8.500		7.633								
12	Netherlands	NED	37.866		41.666		39.766		43.199		40.566		39.499			242.562						
	SCHMIDT Casimir		5.5	12.900	79	6.0	13.700	31	5.5	13.500	26	5.6	14.500	13	5.7	13.500	39	5.2	13.233	44		81.333
	GRUENBERG Jermain		7.500	0.100		7.700		8.000							6.0	14.066	21				14.066	
	DE MUNCK Loran					6.5	15.000	3	4.7	13.033	62				8.066						28.033	
	ABAIDI Amine																				65.732	
	JACOBS Rick		5.8	12.433	98	5.1	12.966	52				5.2	14.433	15	5.2	13.000	65	4.9	12.900	57		53.398
			6.633			7.866						9.233		7.800		8.000						
			5.1	12.533	93			4.9	13.233	46	5.2	14.266	31		4.9	13.366	34					
			7.733	0.300				8.333				9.066			8.466							









Team Results

Rank	Name	NOC Code													SJ Pen	Total
			D	Total Rk.	D	Total Rk.	D	Total Rk.	D	Total Rk.	D	Total Rk.	D	Total Rk.		
			E	Pen.	E	Pen.	E	Pen.	E	Pen.	E	Pen.	E	Pen.		
13	Hungary	HUN	41.399		37.866		39.798		41.299		40.933		40.900			242.195
	MESZAROS Krisztofer		6.3	14.333 4	5.4	13.500 36	5.0	13.366 35	5.2	13.966 48	6.1	14.233 12	5.5	14.000 12		83.398
	BALAZS Krisztian		8.033		4.6	12.733 63			4.4	13.600 75	5.9	14.100 20	5.5	13.900 14		54.333
	TOMCSANYI Benedek		8.133		8.133		5.0	13.266 44	4.8	13.733 68			4.6	13.000 52		53.432
	MOLNAR Botond		8.133	0.100	5.8	13.633 36	5.1	11.633 98	4.4	13.166 49			4.8	12.600 79		51.032
			7.833		6.533		8.766				7.800					
14	Belgium	BEL	40.699		37.766		40.400		43.265		41.900		37.499			241.529
	CUYLE Glen						6.2	14.500 10	5.2	14.133 37	5.8	13.500 40				42.133
							8.300		8.933		7.700					
	KUAVITA Noah		5.5	13.666 35	5.1	12.700 65			5.2	14.566 11	5.9	14.200 15	6.1	12.200 90		67.332
			8.166		7.600				9.366		8.300		6.100			
	GENTGES Maxime				6.2	12.800 60	4.8	13.000 63					5.0	12.466 79		38.266
					6.600		8.200						7.466			
	VAN DEN KEYBUS Luka		5.5	13.600 39	5.3	12.266 85	4.3	12.900 68			6.0	14.200 16	5.1	12.833 62		65.799
			8.100		6.966		8.600				8.200		7.733			
	MARTINEZ Victor		5.7	13.433 52					5.2	14.566 11						27.999
			7.733						9.366							









Team Results

Rank	Name	NOC Code													SJ Pen	Total
			D	Total Rk.	D	Total Rk.	D	Total Rk.	D	Total Rk.	D	Total Rk.	D	Total Rk.		
			E	Pen.	E	Pen.	E	Pen.	E	Pen.	E	Pen.	E	Pen.		
15	Greece	GRE	37.432		39.766		40.165		41.332		39.633		39.333			237.661
	PETROUNIAS Eleftherios						6.3	14.966 1								14.966
	GRAIKOS Alkinoos Nikolaos		5.5	11.900 111	5.5	13.000 51			4.8	13.466 82			4.3	12.400 81		50.766
			6.500	0.100	7.500				8.966	0.300			8.100			
	ILIOPOULOS Nikolaos						4.7	12.766 75	4.8	13.566 77	5.4	13.533 37	5.1	13.533 26		53.398
							8.066		9.066	0.300	8.133		8.433			
	KANELLOS Apostolos		4.3	12.266 102	5.1	13.100 46					4.1	13.100 57	5.5	13.400 33		51.866
			7.966		8.000						9.000		7.900			
	TANTALIDIS Antonios		5.5	13.266 65	5.4	13.666 32	3.9	12.433 89	5.2	14.300 25	4.3	13.000 63				66.665
			7.866	0.100	8.266		8.533		9.200	0.100	8.700					
16	Norway	NOR	40.132		36.533		39.499		42.533		38.532		38.966			236.195
	HEGGEMSNES Sofus		5.1	13.333 57	5.0	13.000 50	4.6	13.266 41	5.2	14.300 26	5.5	13.566 35	5.0	13.400 32		80.865
			8.233		8.000		8.666		9.100		8.066		8.400			
	WIBYE Harald				4.2	12.633 66					5.6	13.100 58	4.9	13.266 41		38.999
					8.433						7.500		8.366			
	SKOGVANG Peder		5.9	13.033 72	4.3	10.900 109	4.4	12.900 69	5.2	14.133 37						50.966
			7.133		6.600		8.500		8.933							
	AMBLIE Joar								4.8	14.100 40	4.3	11.866 96	4.6	12.300 87		38.266
									9.300		7.566		7.700			
	SYVERHUSET Niklas		5.6	13.766 28			5.0	13.333 38								27.099
			8.166				8.333									









Team Results

Rank	Name	NOC Code													SJ Pen	Total					
			D E	Total Rk. Pen.	D E	Total Rk. Pen.	D E	Total Rk. Pen.	D E	Total Rk. Pen.	D E	Total Rk. Pen.	D E	Total Rk. Pen.							
17	Ireland	IRL	41.566		41.066		37.032		41.299		35.932		36.999			233.894					
	MC CLENAGHAN Rhys				6.4	15.133	2									15.133					
	MONTGOMERY Eamon		5.9	14.000	13											14.000					
	STEELE Adam		8.100																		
	CUNNINGHAM Dominick		5.4	13.700	33	5.3	13.600	33	3.6	12.300	96	5.2	14.433	15	5.2	13.266	53	4.4	13.033	51	80.332
	FOX Daniel		8.300			8.300			8.700			9.233			8.066			8.633			
			5.7	13.866	19				4.5	11.566	110	5.2	14.600	9	4.2	10.733	112	3.8	11.500	104	62.265
			8.166						7.066			9.400			6.533			7.700			
						4.4	12.333	83	5.1	13.166	51	4.8	12.266	117	4.8	11.933	95	4.1	12.466	78	62.164
						7.933			8.066			7.766	0.300		7.133			8.366			
18	Sweden	SWE	39.632		34.499		39.998		40.866		39.132		39.199			233.326					
	LENBERG Joakim					4.7	11.433	104							4.1	12.433	80				23.866
	LIDBECK Filip		5.7	13.466	48							4.8	13.933	49	3.7	12.266	88				39.665
	RUMBUTIS David		7.766									9.133			8.566						
	STENBERG Marcus		4.8	13.533	43				5.0	13.366	35	4.8	13.533	78	5.7	14.133	19	5.3	13.500	27	68.065
			8.733						8.366			9.033	0.300		8.433			8.200			
	IL-SUNG MELANDER Luis		5.0	12.633	89	4.0	11.533	101	5.0	13.066	59	4.4	13.400	85	4.7	12.733	72	4.7	13.266	40	76.631
			7.633			7.533			8.066			9.000			8.033			8.566			
						4.6	11.533	102	5.8	13.566	23										25.099
						6.933			7.766												









Team Results

Rank	Name	NOC Code													SJ Pen	Total
			D E	Total Rk. Pen.	D E	Total Rk. Pen.	D E	Total Rk. Pen.	D E	Total Rk. Pen.	D E	Total Rk. Pen.	D E	Total Rk. Pen.		
19	Iceland	ISL	39.532		37.399		37.599		41.399		39.198		36.565			231.692
	DAVIDSSON Agust Ingi		5.3 8.266	13.566 41			4.4 8.233	12.633 80			4.7 8.066	12.766 71	4.0 6.866	10.866 111		49.831
	GUDMUNDSSON Martin Bjarni				4.4 8.000	12.400 91	4.8 8.900	13.600 76					4.2 8.633	12.833 61		38.833
	OLAFSSON Dagur Kari		4.4 8.100	12.500 94	5.8 8.166	13.966 14			4.8 9.066	13.866 58	5.1 8.266	13.366 49				53.698
	REINHARDSSON Valgard		5.3 8.166	13.466 47	4.1 8.300	12.400 76	4.3 8.266	12.566 83	5.2 8.833	13.933 50	4.8 8.266	13.066 59	4.6 8.266	12.866 59		78.297
	VALGEIRSSON Atli Snaer				4.0 7.033	11.033 106										11.033
20	Austria	AUT	39.933		37.699		37.265		42.366		37.966		36.198			231.427
	RUDY Ricardo		5.0 8.400	13.400 53			4.3 8.166	12.466 87	4.8 9.000	13.800 61	4.4 8.233	12.633 78	3.9 8.066	11.966 97		64.265
	SCHMOELZER Paul				4.6 7.733	12.333 84			5.2 8.933	14.133 37						26.466
	BICKEL David						4.6 7.733	12.333 95			4.5 7.833	12.333 85				24.666
	MATIEV Askhab		5.4 8.300	13.700 33	4.4 8.066	12.466 74					4.4 8.600	13.000 64	4.4 8.266	12.666 70		51.832
	IVKIC Nicolas		5.1 7.733	12.833 82	4.3 8.600	12.900 54	4.5 7.966	12.466 88	5.2 9.233	14.433 15			4.3 7.266	11.566 103		64.198









Team Results

Rank	Name	NOC Code													SJ Pen	Total
			D E	Total Rk. Pen.	D E	Total Rk. Pen.	D E	Total Rk. Pen.	D E	Total Rk. Pen.	D E	Total Rk. Pen.				
21	Bulgaria	BUL	40.166		36.932		38.032		39.066		38.066		38.765			231.027
	ALEKSANDROV Yordan				4.4 12.033 90	4.5 12.966 64			6.0 13.766 28	5.1 13.266 43						52.031
	ZLATANOV Bozhidar		4.8 13.000 73	4.1 11.733 96	4.4 13.166 49			5.8 12.700 75	4.3 12.733 67							63.332
	DIMITROV Dimitar		8.200	7.633	8.766			5.2 12.866 110	7.766 0.100							12.866
	PENEV Kevin		6.1 13.900 18	5.4 13.166 43	4.1 11.900 104	5.4 13.100 99				4.9 12.766 66						64.832
	TRIFONOV Daniel		5.1 13.266 63					5.2 13.100 96	5.1 11.600 101							37.966
			8.166					7.900	6.500							
22	Czechia	CZE	38.598		36.065		37.333		40.665		38.066		38.466			229.193
	BAGO Daniel		4.9 13.266 62					4.8 13.666 72		4.2 12.866 58						39.798
	POSPISIL Martin		8.466 0.100					8.966 0.100		8.666						
	RADOVESNICKY Daniel		4.4 12.466 97		3.8 12.500 84	4.8 13.633 73	4.3 12.700 74	4.4 12.900 56								64.199
	SLIZ Radomir		8.066		8.700	8.833	8.400	8.500								
	DURAK Miroslav		4.4 12.866 81	4.1 12.333 82	3.9 12.500 85	4.4 13.366 89	4.8 13.166 55	4.3 12.700 68								76.931
			8.466	8.233	8.600	8.966	8.366	8.400								
				5.6 12.866 58												12.866
				7.266												
				4.0 10.866 110	4.1 12.333 94			4.2 12.200 91								35.399
				6.866	8.233			8.000								









Team Results

Rank	Name	NOC Code													SJ Pen	Total
			D E	Total Rk. Pen.	D E	Total Rk. Pen.	D E	Total Rk. Pen.	D E	Total Rk. Pen.	D E	Total Rk. Pen.	D E	Total Rk. Pen.		
23	Portugal	POR	38.332		38.133		37.599		40.132		37.532		36.399			228.127
	ALMEIDA Bernardo		4.8 7.366	12.166 104			4.3 8.133	12.433 90					4.8 7.800	12.600 75		37.199
	LECHAUD Luis					4.0 8.266	12.266 98			4.2 8.266	12.466 81					24.732
	NOGUEIRA Jose				3.9 8.600	12.500 70		4.4 9.066	13.466 81	4.3 8.000	12.300 86	4.2 7.533	11.733 102			49.999
	CAMPOS Guilherme		5.5 8.266	13.766 26	3.8 8.333	12.133 87	4.2 8.700	12.900 67	4.8 9.000	13.800 61	4.3 8.466	12.766 70	4.3 7.766	12.066 92		77.431
	MARQUES Marcelo		5.4 7.000	12.400 99	5.2 8.300	13.500 35			4.0 8.866	12.866 107						38.766
24	Azerbaijan	AZE	38.132		36.965		39.132		39.099		30.665		33.899		1.0	222.892
	AGHARZAYEV Murad		5.3 7.466	12.766 84	4.4 7.733	12.133 88	4.0 8.366	12.366 93	4.8 8.833	13.633 73	4.3 7.166	11.466 103				62.364
	AHMADZADA Rasul				5.2 6.766	11.966 93			4.0 9.133	13.133 95	4.1 6.833	10.933 111	4.3 7.066	11.366 106		47.398
	SAFAROV Mansum		5.3 7.733	12.933 77					4.8 8.633	13.333 90			3.4 6.800	10.200 114		36.466
	SIMONOV Nikita						6.2 8.433	14.633 8								14.633
	TIKHONOV Ivan		5.4 8.033	13.433 51	5.8 8.066	13.866 21	5.1 8.033	13.133 55			4.6 4.666	9.266 114	5.1 8.233	13.333 37		63.031









Team Results

Rank	Name	NOC Code													SJ Pen	Total					
			D	Total Rk.	D	Total Rk.	D	Total Rk.	D	Total Rk.	D	Total Rk.	D	Total Rk.							
			E	Pen.	E	Pen.	E	Pen.	E	Pen.	E	Pen.	E	Pen.							
25	Romania	ROU	38.433		36.866		37.333		40.599		38.398		23.166			214.795					
	MUNTEAN Andrei Vasile								5.9	13.466	44				13.466						
	TARCA Nicholas		5.4	13.600	38	6.2	12.400	78	5.2	14.266	31	4.3	12.366	84	4.5	11.000	110	63.632			
	NEAGU Emilian		8.200		6.200			7.233	9.066		8.066		6.500				38.566				
	MARC Razvan-Denis		5.0	12.933	76			4.9	12.133	102	4.8	13.500	80				74.031				
	MODOIANU-ZSEDER Toma Roland		7.933				7.400	8.800	0.100				7.166				25.100				
			5.3	11.900	110	4.4	12.766	61	4.4	11.800	107	4.8	12.833	111	4.6	12.566	80	5.0	12.166	91	
			6.600		8.366		7.400	8.133	0.100	7.966			7.166								
					4.2	11.700	97	5.4	13.400	34											
					7.500		8.000														
26	Armenia	ARM	24.899		26.100		39.265		41.800		24.299		24.166		1.0	185.529					
	BAGHDASARYAN Erik		3.7	12.533	92	4.0	12.500	71	4.3	13.166	48	4.8	14.000	43	4.9	12.666	76	4.2	12.800	64	77.665
	AVETISYAN Artur		8.833		8.500			8.866	9.200		7.766		8.600								14.633
	DAVTYAN Artur						6.1	14.633	7												15.100
	DAVTYAN Vahagn								5.6	15.100	2										0.000
	KHACHIKYAN Gagik		8.266		8.400		8.466		8.900		8.333		8.666								79.131









Team Results

Rank	Name	NOC Code													SJ Pen	Total					
			D	Total Rk.	E	Pen.	D	Total Rk.	E	Pen.	D	Total Rk.	E	Pen.			D	Total Rk.	E	Pen.	
27	Lithuania	LTU	25.300		26.466		24.232		25.900		40.099		40.299			182.296					
	TVOROGAL Robert									5.9	13.733	30	5.8	14.533	2	28.266					
	CHASAZYROVAS Gytis		5.9	13.900	17	6.1	13.733	29	4.7	12.766	75	5.2	13.000	103	3.9	12.900	67	4.1	12.800	63	79.099
	KUZMICKAS Tomas		8.000			7.633			8.066			7.800			9.000			8.700			74.931
			4.6	11.400	116	4.5	12.733	62	4.1	11.466	111	4.0	12.900	105	4.9	13.466	41	4.7	12.966	53	
			7.100	0.300		8.233			7.366			8.900			8.566			8.266			
28	Georgia	GEO	25.000		27.432		25.533		12.933		24.866		24.766			140.530					
	ABESADZE Saba					5.2	13.166	42	4.0	12.133	100		3.6	11.333	106						36.632
	JIMSHELEISHVILI Ioane					7.966			8.133				7.733								24.400
	SKHILADZE Levan		5.4	12.400	99										4.5	12.000	95				79.498
			7.000											7.500							
			4.4	12.600	90	5.8	14.266	8	4.8	13.400	30	4.0	12.933	104	4.8	13.533	36	4.1	12.766	65	
			8.300	0.100		8.466			8.600			8.933			8.733			8.666			









Team Results

Rank	Name	NOC Code													SJ Pen	Total					
			D E	Total Rk. Pen.	D E	Total Rk. Pen.	D E	Total Rk. Pen.	D E	Total Rk. Pen.	D E	Total Rk. Pen.	D E	Total Rk. Pen.							
29	Slovenia	SLO	25.233		27.033		25.566		13.400		11.966		13.133			116.331					
	BOJANC Luka						5.4	12.900	71							12.900					
	RAKOVIC Gregor				5.3	13.933	15									13.933					
	BUCKLEY Kevin George		4.7	11.300	117	4.7	13.100	44	4.3	12.666	79	4.8	13.400	87	4.9	11.966	94	4.8	13.133	46	75.565
	HRIBAR Anze		6.900	0.300	8.400			8.366				8.700	0.100	7.066		8.333				13.933	
			5.7	13.933	14															13.933	
			8.233																		
30	Croatia	CRO	13.800		40.766				12.600				21.433			DNF					
	BENOVIC Aurel		6.3	13.800	23					4.8	12.600	116								26.400	
			7.500							7.900	0.100										
	SAMBOLEC Marko					5.7	13.766	26												13.766	
						8.066															
	ZUGEC Mateo					5.8	12.900	57												12.900	
						7.100															
	RABIC Liam					5.6	14.100	13							1.8	7.100	115			21.200	
						8.500									9.300	4.000					
	SRBIC Tin														5.7	14.333	5			14.333	
															8.633						



Team Results

Rank	Name	NOC Code							SJ Pen	Total
			D Total Rk. E Pen.	D Total Rk. E Pen.	D Total Rk. E Pen.	D Total Rk. E Pen.	D Total Rk. E Pen.	D Total Rk. E Pen.		

LEGEND



Horizontal bar



Parallel bars



Vault



Rings



Pommel horse



Floor exercise

E Execution

D Difficulty

Rk. Ranking

Pen Penalty